


Assembly of Adjustable Bed Drawers



**Upholstered Foot retainers require;
6 to 8 of the 17mm screws each.**
Screws will be found in a small bag packed with the motor or retainers



Each adjustable bed mechanism is supplied with a Metal Foot retainer as standard.




Our 'Upholstered Foot Retainers, are more secure, have a nicer appearance and hold the mattress better.




Position the inside face of the retainer to be level with the front face of the base.



Centralise the foot retainer so it is slightly overhanging the base by taking a measurement from the left and the right.



Using 3 or 4 of the 17mm screws, select suitable holes of the fixing plate to screw one side down to the hardwood cross-support of the mechanism.



Secure the other side checking the overhang is equal.
Note: If you find the mattress drags across the face of the headboard when raised, simply move the retainer further back.