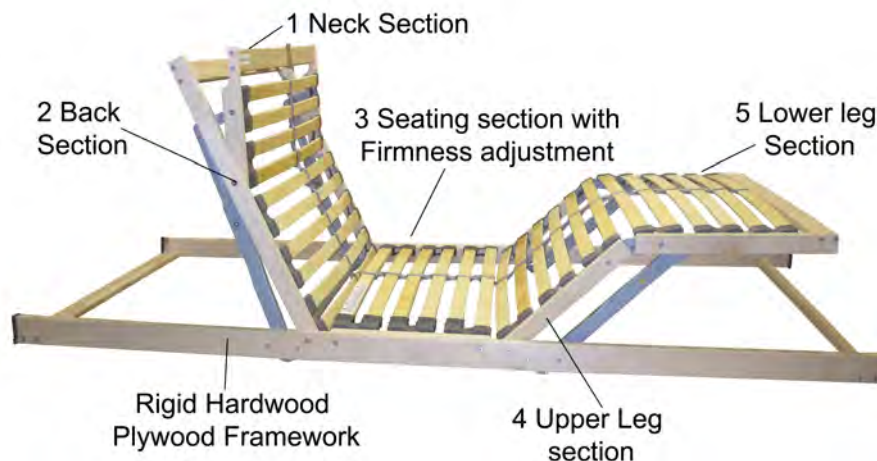


5-part Adjustable Bed Mechanism

For the majority of users our five-part adjustable Bed Mechanism will provide the perfect solution for your needs. Rated for users up to 18st (115kg) Read on for more detailed information.

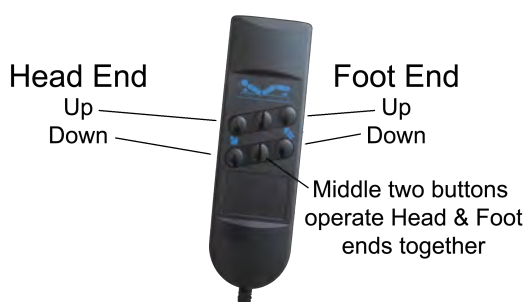


How it works.

- Raising the back section will gradually bring the neck or pillow section up as the back section raises. This ensures a nice natural position without your head being tipped forward too much or your head being tipped back, looking at the ceiling as the back is raised.
- The centre section is static. When sitting up in bed more weight is directed vertically down and so this section is fitted with adjustable tensioners to make the slats firmer or softer as desired.
- The foot end is two sections, the upper and lower leg and is raised by lifting from the knee. The action of the foot end is that as the legs raise the feet are brought up horizontally.

Note If you have a specific need for independent control of the feet and neck sections, see our 4-motor mechanism which has enhanced functions.

Hand Control

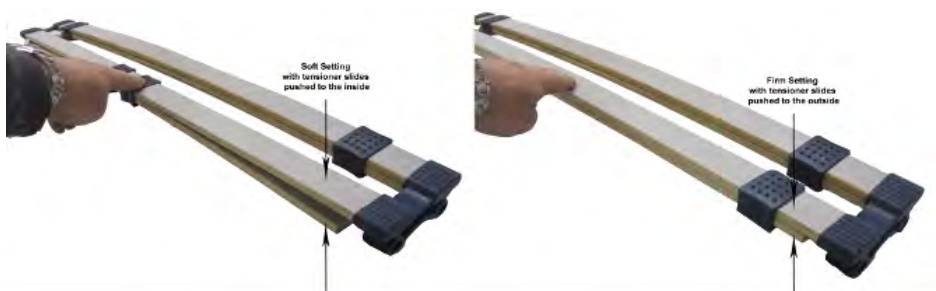


The hand control has raised buttons making it easy to operate even at night.

Press the 'up' button for the head section to raise to the desired position which is anywhere up to 80° perfect for reading or eating. This is the maximum you would ever want the back section to go and this is controlled by limit switches inside the motor.

What sets our mechanism apart from the rest?

- Made in Germany using the highest quality materials available.
- 60mm deep 18 mm solid birch plywood framework.
- 'Power Lift' Whisper quiet, powerful motors 4500 Newtons
- Thick stronger slats mounted in stronger plastic housings.



- Tidy, easy to operate hand control.
- Metal foot end mattress retainer can be upgraded to our matching upholstered foot end retaining panel to prevent the mattress sliding down the bed when the head end is raised.
- Warranty; Superb engineering and quality mean our motors and mechanism have a 2 year factory warranty This is upgraded to 3 years by High & Dry Manufacturing Ltd. (See warranty terms and conditions)

Approximate dimensions of the mechanism framework

- 2'3" is made 665mm x 1960mm x 60mm +/- 5mm
 2'6" is made 735mm x 1960mm x 60mm +/- 5mm
 3' is made 895mm x 1960mm x 60mm +/- 5mm
 3'6" is made 1000mm x 1960mm x 60mm +/- 5mm
 4' is made 1200mm x 1960mm x 60mm +/- 5mm

Adjustable bed mechanisms can be purchased separately for your own project along with any other components.

Please ['Contact Us'](#) to discuss options.

Delivery charges will apply.

Price includes motor and hand control.

| Width | 2'3" (66cm) | 2'6" (73cm) | 3' 929cm) | 3'6" (100cm) | 4' (120cm) |
|---------------------|-------------|-------------|-----------|--------------|------------|
| Price Excluding VAT | £250 | £250 | £250 | £310 | £350 |
| Price Including VAT | £300 | £300 | £300 | £372 | £420 |